setting horizontal justification for custom field goes wrong the first time

- enable left side properties panel
- select custom field of IC1 (string "testfield")
- look into properties panel – horizontal justification is "center"
- use properties panel to set horizontal justification is "LEFT"
- result: horizontal justification gets set to "right" instead
- repeat the operation:
  from now on that works
- after every save/close/reopen cycle the horizontal justification
  with the properties panel does not work again
-

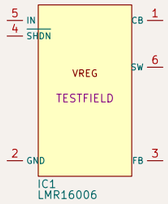

TESTFIELD

Spannungsversorgung

File: Spannungsversorgung.kicad_sch

Anschluss

File: Anschluss.kicad_sch

Schrittmotor

File: Schrittmotor.kicad_sch

Kompressor

File: Kompressor.kicad_sch

- 3 variants are defined (default, var1, var2)
- C3 has different footprints depending on the choosen variant:
  default: C1206
  var1: THT electrolytic
  var2: THT rectangle
- all 3 footprints are forwarded into the pcb editor
- at the pcb editor these are all connected in parallel
- depending on the choosen variant a 3D model should be dispayed / not displayed in the 3D viewer

C3 with different footprints depending on variant

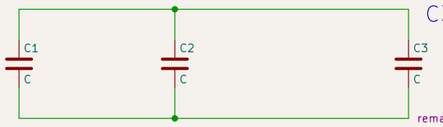

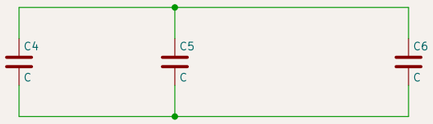

C4, C5 C6 are marked as DNP depending on variant:
C4: always populated
C5: DNP in var1
C6: DNP in var2

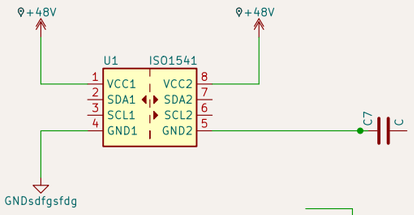

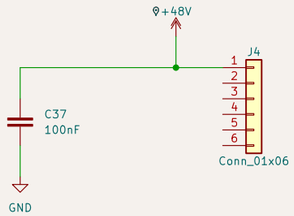

IBFEEW

File: variants_footprint_03.kicad_sch

Title: Pumpenmodul v06 Version v_xxxx

Size: A3	Date: 2021-08-13	Rev: v0.01
KiCad E.D.A. 10.0.6-67-g5633df0ce7		Id: 1/5

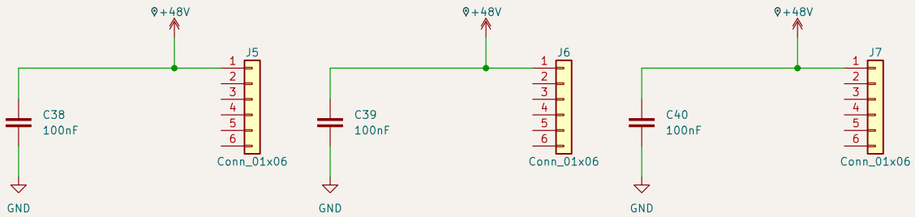

File: Spannungsversorgung.kicad_sch

Title: Pumpenmodul v06

Size: A3	Date: 2021-08-13	Rev:
KiCad E.D.A. 10.0.6-67-g5633df0ce7		Id: 2/5

File: Anschluss.kicad_sch

Title: Pumpenmodul v06

Size: A3	Date: 2021-08-13	**Rev:**
KiCad E.D.A. 10.0.6-67-g5633df0ce7		Id: 3/5

Schrittmotoransteuerung mit TMC261

File: Schrittmotor.kicad_sch

Title: Pumpenmodul v06

Size: A3	Date: 2021-08-13	**Rev:**
KiCad E.D.A. 10.0.6-67-g5633df0ce7		Id: 4/5

File: Kompressor.kicad_sch

Title: Pumpenmodul v06

Size: A3	Date: 2021-08-13	**Rev:**
KiCad E.D.A. 10.0.6-67-g5633df0ce7		Id: 5/5